



HOPE HALL FOUNDATION SCHOOL
HOLIDAY HOMEWORK (2025-26)
CLASS : II

ENGLISH

Reading & Comprehension:

1. **My Favorite Story:** Read any storybook you enjoy. Draw your favorite scene from the story and write a few sentences about why you liked it.
2. **Character Corner:** Choose two characters from different stories you've read. Write a few sentences comparing them. How are they alike? How are they different?
3. **Picture Reading:** Look at a picture from a magazine or an old book. Describe what you see in the picture in five to seven sentences. What do you think is happening?
- 1) **Story Sequencing:** Ask a grown-up to tell you a short story and then draw three or four pictures to show the main events in the correct order.
- 2) **Vocabulary & Spelling:**
- 3) **Word Hunt:** Find 10 new words from books, newspapers, or even food packets! Write them down and try to find out what they mean. You can ask a grown-up for help.
- 4) **Opposite Words:** Write down five words and then write their opposite words. For example: day - night.
- 5) **Rhyming Fun:** Write down five words and then write two rhyming words for each. For example: cat - hat - mat.
- 6) **My Word Jar:** Every day, learn one new word. Write it down in a notebook and use it in a sentence and put it in the jar. By the end of the holidays, you'll have a jar full of new words! (You can actually decorate a jar too! **or** you can use a box too!).

Grammar & Writing:

- 7) **Describing Words:** Choose five of your favorite things (toys, animals, food). For each thing, write three describing words (adjectives). For example, a red, round, bouncy ball.
- 8) **Sentence Building:** Look at five different pictures. For each picture, write one simple sentence about what is happening.
Thank You Note: Think about someone who has done something nice for you. Write a short thank you note to them.
- 9) **My Holiday Diary:** Try to write one or two sentences each day about what you did during your holidays. What was the most fun thing you did?
Creative Writing:
- 10) **If I Were an Animal:** Imagine you could be any animal for a day. Which animal would you choose and why? What would you do? Write a few sentences.

Note: Do English work in separate Notebook (scrap book)

MATHEMATICS

NOTE: *Do Math Holiday Homework in a separate Note-Book.*

- Q.1 Write the ordinal numbers from 1 to 20.
- Q.2 Write all the even numbers from 1 to 50.
- Q.3 Write all the odd numbers from 1 to 50.
- Q.4 Learn and write tables 2 to 10.
- Q.5 Write the number names for the following numbers:
a) 756 b) 902 c) 680 d) 555
e) 912 f) 404 g) 327 h) 199
- Q.6 Count forward from:
a) 260 to 275

b) 905 to 920

Q.7 Count backwards from:

a) 689 to 680

b) 520 to 511

Q.8 Form the greatest and the smallest three-digit numbers with the given digits (without repeating the digits):

a)	6, 1, 5	
b)	7, 0, 2	
c)	9, 6, 3	
d)	5, 8, 0	

Q.9 Arrange the given numbers in ascending and descending order:

8 2 9, 4 7 8, 8 9, 9 6, 5 1 0, 6 6 6

Q.10 Find the name of the flower:

Fourth letter is U

First letter is L

Third letter is T

Second letter is O

Fifth letter is S

HINDI

प्रश्न 1 – हिन्दी पुस्तक का पृष्ठ संख्या 130 करो।

प्रश्न2- हिन्दी पुस्तक का पृष्ठ संख्या 120 पर दिया गया “ रचनात्मक समय “ अपनी पुस्तक में करो।

प्रश्न3- “ वर्षा ऋतु” पर चार कविता याद करके लिखिए।

प्रश्न4- “आ से औ” तक सभी मात्राओं के दस दस शब्द लिखिए।

प्रश्न5- सप्ताह के दिन एवं महीनों के नाम हिन्दी में लिखिए।

ART

1- Draw a poster on “Save Environment” and colour it with pencil colours and use sketch pen for outline.

2- Write a slogan on “Save Girl Child” and colour it with pencil colours and use sketch pen for outline.

3- Draw any Fruit and Flower of your choice and colour it with primary and secondary colours (use pencil colours for filling the object and sketch pen for outline).

4- Complete first five pages of Art Book.

CRAFT


1. Full form of FAMILY is ‘Father and Mother I Love You’.

On an A3 size sheet draw your family tree and paste the pictures of yourself, your mother, your father and grandparents. Also write their names along with their photos.

2. Create a beautiful Thumb painting on an A3 sheet by using poster colors or water colors.


ENVIRONMENTAL EDUCATION

1. Colour the given images and identify the festivals. Write three lines about each of them.



2. Paste pictures of any ten community helpers and write how do they help you in one or two sentences.
3. Prepare a colourful collage of different types of animals.
4. Which season you like most Draw on A4 size sheet and write four sentences about it.
5. Draw and colour the pictures of ten things on A4 size sheet which you get from plants.

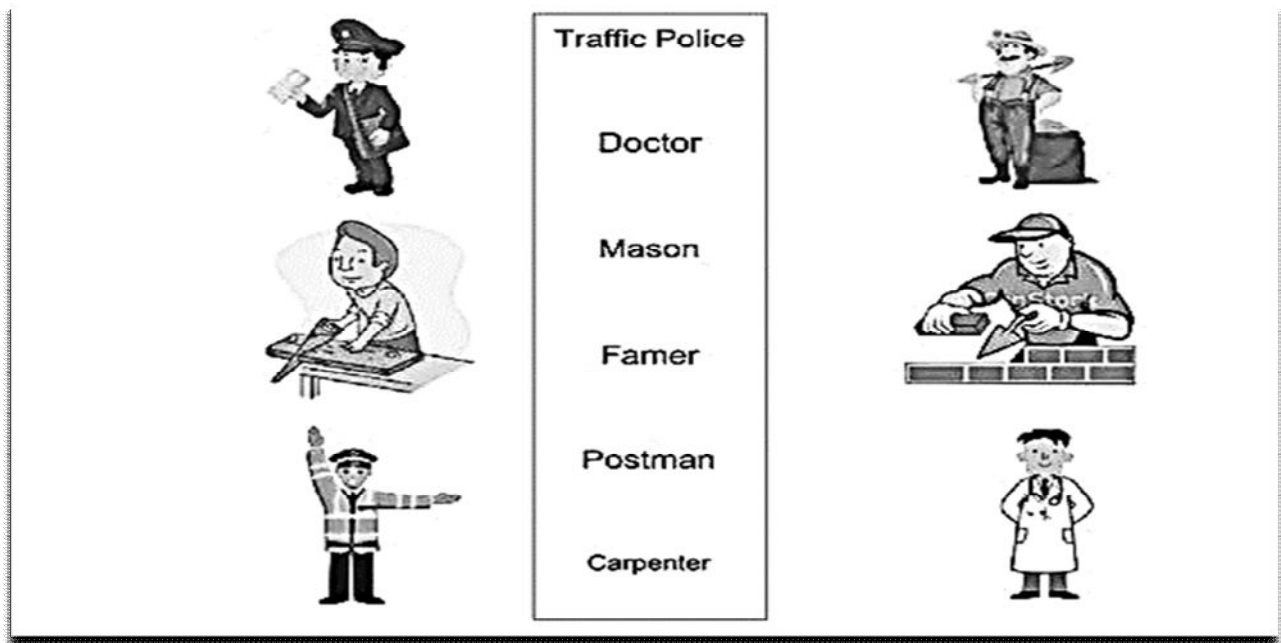
6. Paste the pictures of your neighbourhood like hospital, school, bus stop, post office, police station and bank on A4 size sheet. Write two lines about each of them.
7. Complete the given family tree on A4 size sheet:



NOTE: DO ALL THE WORK ON A4 SIZE SHEETS AND COMPILE THEM IN A WELL DECORATED FOLDER.

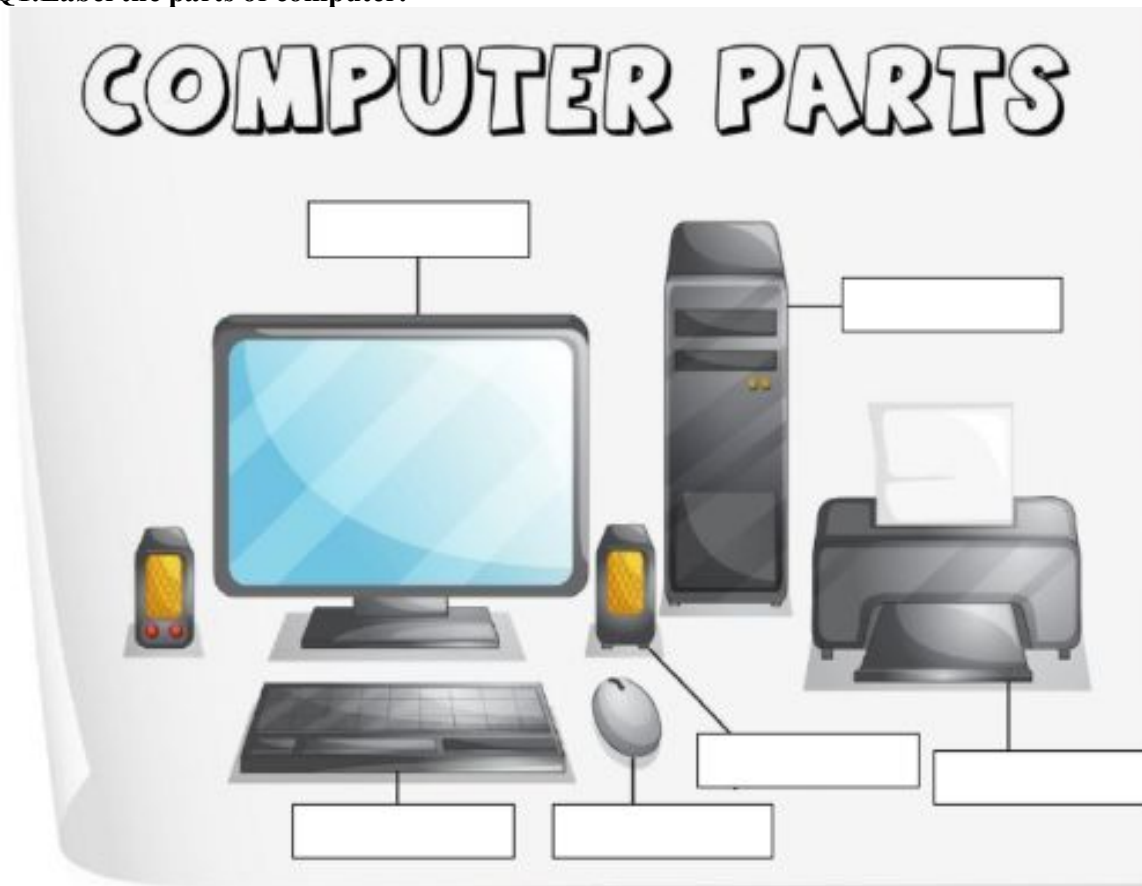
G.K.

- Q1. Draw or paste the picture of a Tree house. Write 2 – 4 lines about it. (On A-4 Size Sheet)
- Q2. Write the names of Seven Wonders of the World . Which one is your favourite , learn 5 lines about it.
- Q3. Look at the picture and match with their names.



COMPUTER

Q1.Label the parts of computer.

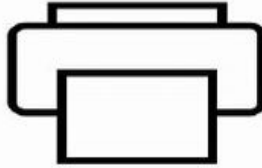


Q2. Draw and colour the following parts of a computer as instructed (Do it in your notebook)

a) KEYBOARD (PINK)



b) MOUSE (RED)



c) PRINTER (BLUE)



d) MONITOR (YELLOW)



e) CPU (GREEN)

