



HOPE HALL FOUNDATION SCHOOL
HOLIDAY HOMEWORK (2025-26)
CLASS : III

ENGLISH

Reading Adventures:

1. My Favorite Story:

- Read any English storybook you enjoy.
- Draw your favorite scene from the story.
- Write a few sentences about why you liked that part the best.

2. Character Corner:

- Choose a character from a book you've read recently.
- Imagine you meet this character. What questions would you ask them? Write down at least three questions.

3. Book Review Star:

- Read a new English storybook.
- Design a star and write the following on its points:
 - Title of the book
 - Author's name
 - Your favorite character
 - What the story was about in one sentence
 - Would you recommend it to a friend? (Yes/No and why)

Creative Writing Fun:

4. My Imaginary Pet:

- Imagine you have a very unusual pet (it could be a cloud, a talking tree, or anything you like!).
- Draw a picture of your pet.
- Write a short paragraph (4-5 sentences) describing your pet, what it likes to do, and how you play together.

Vocabulary and Grammar Games:

Word Search Challenge:

- Create a simple word search puzzle with at least 10 English words you have learned in class. You can ask a grown-up for help with the grid.

5. Opposite Words:

- Make a list of at least 10 pairs of opposite words (e.g., big-small, happy-sad). You can draw a picture to represent each pair.

6. Sentence Scramble:

- Ask a grown-up to write down five simple sentences from your textbook, but with the words all mixed up. Rewrite the sentences correctly.

Bonus Activity:

7. Nature's Story teller:

- Go for a walk in a garden or park. Observe the things around you (trees, flowers, birds, insects).
- Choose one thing you saw and write a short story about it. For example, you could write about a busy bee or a tall tree.

8. Complete 1 tp 10 pages of your workbook

Note: All work done in scrap book or File.

MATHEMATICS

Q1. Use MS Word to make rectangles of different sizes and colours.

Insert the following numbers in the rectangles : 6483 , 285 , 8965 , 41

Now, show the arrangements of rectangles with numbers in :

- a. ascending order
- b. descending order

Q2. What is the number name for the reverse of the number 7835 ?

- seven hundred thirty - five
- five thousand three hundred eighty -seven
- seven thousand eight hundred thirty – five.

Q3. Mental Maths

- Two thousand two hundred fifteen is written as _____.
- The biggest four -digit number is _____
- 3211 is 1 less than _____
- $4050 + 3053 = ?$ _____
- $200 + 500 + ? =$ _____
- Predecessor of 1000 is _____
- Successor of 899 is s _____

Q4 Solve:

1. Write the place value of the encircled digits in each of the following:

- (a) 9 2 3 6 (b) 3 0 0 7
 (c) 5 8 2 3 (d) 6 4 0 3

2. Do as directed.

- (a) Find the numbers having same place value of 3 and draw the beads on the abacus of the highest among them.

- (b) Find the numbers having same place value of 7 and draw the beads on the abacus of the highest among them.

Q5 Do the given addition sums.

$$\begin{array}{r} 9151 \\ + 7977 \\ \hline \end{array}$$

$$\begin{array}{r} 2982 \\ + 5556 \\ \hline \end{array}$$

$$\begin{array}{r} 1466 \\ + 4639 \\ \hline \end{array}$$

$$\begin{array}{r} 9459 \\ + 6733 \\ \hline \end{array}$$

$$\begin{array}{r} 4681 \\ + 1344 \\ \hline \end{array}$$

$$\begin{array}{r} 7101 \\ + 4284 \\ \hline \end{array}$$

$$\begin{array}{r} 4585 \\ + 5305 \\ \hline \end{array}$$

$$\begin{array}{r} 6579 \\ + 1463 \\ \hline \end{array}$$

$$\begin{array}{r} 6739 \\ + 6622 \\ \hline \end{array}$$

$$\begin{array}{r} 2721 \\ + 4245 \\ \hline \end{array}$$

$$\begin{array}{r} 1197 \\ + 1116 \\ \hline \end{array}$$

$$\begin{array}{r} 6418 \\ + 6187 \\ \hline \end{array}$$

Q6.PROJECT : ROMAN NUMERALS

a. Design a clock face using Roman numerals.

or

b. Design a Snakes and Ladders game board using Roman Numerals (I – L)

For the numbers. Decorate it with colourful snakes, ladders and Roman

numerals. Add designs and pattern.

HINDI

प्र 1 पंचतंत्र पुस्तक की कम से कम तीन कहानियाँ शिक्षा सहित सुंदरता से लिखिए।

प्र 2 आपको जो कार्टून पसंद है उसका चित्र बनाइए।

प्र 3 ग्यारह स्वरों से दो- दो शब्द बनाकर सुंदरता से लिखिए।

प्र 4 हिंदी समाचार पत्र पढ़ें। दो- दो शब्द काटकर प्रतिदिन चिपकाए तथा सरल वाक्य बनाए। कम से कम पचास शब्द जरूर लिखें।

प्र 5 अपनी स्कूल डायरी से राष्ट्र गान देखकर लिखें (पाँच बार सुलेख के रूप में)।

नोट: संपूर्ण गृहकार्य एक पतली कॉपी में करना है।

SCIENCE

Note: Do the work in a thin notebook.

Q1. Collect the materials namely baking soda, pepper, turmeric, rice, salt, sugar etc. Mix each of these in separate glasses of water. Notice which materials are soluble and which are not. Tabulate your observations in your notebook.

- Name of the material-
- Soluble-
- Insoluble-

Q2. Some food items are given below Think and write down some healthy food to replace each of them.

Food items	Healthy food
a. Burger	_____
b. Pizza	_____
c. Cold drinks	_____
d. Potato chips	_____
e. Ice cream	_____

Q3 List the characteristics of living things.

Q4 Define the following terms.

- Herbivores
- Carnivores
- Omnivores
- Reproduction
- Natural things
- Human-made things
- Food chain.

Q5 Make posters on A4 size sheet on the **topic “Save our planet Earth”**.

SOCIAL STUDIES

Note : Do all work on A4 size sheets and compile them in a decorated folder.

Q1. Collect the pictures of different animals that are raised for their products, Also mention the products we get from them.

Q2. Find out about the historical significance of’ **RAKSA BANDHAN**’ and write on A4 size sheet.

Q3. Collect pictures of different types of festivals and make a colourful collage on it on A4 size sheet.

Q4. Write some famous dishes of following states:

- Maharashtra
- Punjab
- Gujarat
- Haryana
- Uttar Pradesh
- Assam
- Rajasthan
- Jammu&Kashmir

Q5. Find out some pictures from the newspaper about “**World Environment Day**”and make a colourful collage on A4 size sheet and write a catchy slogan on it.

Q6. Paste pictures of traditional dresses of following states of India.

- | | | | | |
|-----------|------------|---------------|----------------|-----------|
| 1. Kerala | 2. Manipur | 3. Tamil Nadu | 4. West Bengal | 5. Sikkim |
|-----------|------------|---------------|----------------|-----------|

Q7. Learn capitals of all the states and Union Territories of India.


GENERAL KNOWLEDGE

Q1. Write name of states of India along with their capitals on a chart paper and decorate it.

Q2. Draw and colour any ten road safety symbols on a chart paper.

Q3. Make a colourful collage on good habits.

Q4. Recognize the following pictures and write their names.



1.




2.




3.

Q5. Name and paste the pictures of following personalities.

1. Home minister of India



2. Defence Minister of India.



CRAFT

1. Draw and color Mandala Art on an A3 sheet. Color it using primary colors only.
2. Make a fish with an old CD. Refer page 17 and 31 of your Aesthetic skill book.

ART

- 1- Draw a poster on “Save Environment” and colour it with pencil colours and use sketch pen for outline.
- 2- Write a slogan on “Cleanliness” and colour it with pencil colours and use sketch pen for outline.
- 3- Draw a painting on “Save Girl Child” and colour it with pencil colours and use sketch pen for outline.
- 4- Complete five pages of Art Book(**Page no 3 to 8**)

COMPUTER

1. **PROJECT**- Paste the pictures of various fields from newspaper and magazines in your note book where computers are used
2. Arrange the following jumbled letters into meaningful words and write a sentence about it.

1	YBAODEKR
2.	POTLPA
3.	OUMES
4.	ERPTINR
5.	EAPSEKR

3. Write a brief note in your computer note book about Snipping tool.