

**HOPE HALL FOUNDATION SCHOOL
HOLIDAY HOMEWORK (2026-27)
CLASS-I**

Name: _____

ENGLISH

MODEL WORK

Topic: One & Many OR Action Words

- Make a **3D model using cardboard and chart**
- Use colours, proper headings, and keep it neat
- Be ready to **speak 2–3 lines**
- Submit after vacation

Option 1: One & Many

- Show **5 examples** (One apple – Many apples, etc.)
- Use pictures/objects and label clearly

Option 2: Action Words

- Show **5 actions** (Run, Jump, Eat, Play, Read)
- Draw/paste pictures and write simple sentences

PROJECT WORK (A3 SHEET)

Topic: My Favourite Toy

- Draw and write 6-8 sentences on the topic

LEARNING WORK

- Write **A–Z cursive (2 pages each)** in a separate notebook
- Complete **Cursive Writing Book pages 1–20** neatly
- Learn **“The Little Kitten”** poem and recite in class

EVS

Note: Do the work in a thin notebook.


Q1 Name five sense organs and draw their pictures.

Q2. Make a thank you card for your mother and write a message for her.

Q3. Write any ten body parts.

Q4. Name and draw any five food items we get from

- Plants
- Animals



Q5..Name five healthy food and five junk food. Draw and colour.

Q6.Name the following. Draw and colour.

- Our national animal
- Our national bird
- Our national tree
- Our national flower
- Our national fruit
- Our national currency

Q7 The words given below are related to summer. Read and write them from last alphabet to the first alphabet and draw pictures.

- NUS
- ECIUJ
- RETAW
- ALLERBMU
- MAERC – ECI
- TAH

Q8 Write any three things you would like to have for:

- Breakfast
- Lunch
- Dinner

MATHEMATICS

Q1. Write the counting from 1 to 20.

Q2. Write number names from 1 to 10.

Q3. Write backward counting from 20 to 1

Q3. Put the correct sign $<$ or $>$ or $=$:

- | | |
|-----------------|---------------|
| (a) 7 _____ 9 | (d) 4 _____ 4 |
| (b) 5 _____ 3 | (e) 8 _____ 2 |
| (c) 10 _____ 10 | (f) 1 _____ 6 |

Q4. Circle the greater number:

- | | | |
|-------|---|---|
| (a) 8 | 4 | 9 |
| (b) 3 | 7 | 2 |
| (c) 6 | 1 | 5 |

- (d) 7 10 3
- (e) 9 6 4

Q5. Circle the smaller number:

- (a) 8 6 4
- (b) 5 7 9
- (c) 2 4 1
- (d) 6 10 4
- (e) 3 1 2

Q6. What comes just before the given numerals:

- (a) _____ 9 (d) _____ 4
- (b) _____ 7 (e) _____ 6
- (c) _____ 5 (f) _____ 8

Q7. What comes just after the given numerals:

- (a) 5 _____ (d) 4 _____
- (b) 9 _____ (e) 8 _____
- (c) 7 _____ (f) 10 _____

Q8. Learn and write table of 2.

Q9. Write the following numbers in increasing order:

(a) 9 2 6 4 5 2
 _____, _____, _____, _____, _____

(b) 4 2 6 8 1 9
 _____, _____, _____, _____, _____

Q10. Write the following numbers in decreasing order:

(a) 3 6 8 5 9 7
 _____, _____, _____, _____, _____

(b) 5 3 6 9 8 2
 _____, _____, _____, _____, _____

Q11. Find out how many wheels are there in a bicycle, a car and rickshaw.

Q12. Use different shapes such as square, Rectangle, Triangle, Circle and oval to create a picture of your favourite animal, object or scene.

Q13. Draw and Name one object each of the following:

- (a) Big and Small
- (b) Thick and thin
- (c) Tall and short
- (d) Heavy and light

Q14. Make flash cards of numbers 0 to 9.

Q15. Revise unit-1, 2 for unit test -I

NOTE: Use a separate thin notebook for Math Holiday Homework.

HINDI

निर्देश:

1. सभी कार्य साफ-सुथरी लिखावट में करें।
2. रोज़ थोड़ा-थोड़ा अभ्यास करें।
3. रंगीन पेंसिल का प्रयोग करें।
4. गृहकार्यके लिए एक पतली(notebook) बनाए ।

लेखन अभ्यास

प्रश्न1. रोज़ 1 पेजअ से अ: तक वर्णमालालिखें:

प्रश्न2. सरल शब्द (जैसे: घर, फल, जल, कमल, अचकन आदि रोज एक पेज लिखिए।)

प्रश्न3. भाग 2 – 'आ' की मात्रा वाले शब्द

"आ" की मात्रा वाले शब्द

आ + म =

ना + म =

रा + म =

का + म =

आ + ज =

दा + म =

का + ला =

ह + रा =

चा + व + ल =

बा + जा + र =

मा + न + व =

शा + र + दा =

रा + व + ण =

म + का + न =

ब + वा + ल =

बा + ज + रा =

स + मा + प + न =

का + रा + वा + स =

रा + मा + य + ण =

बा + द + शा + ह =


द + र + वा + जा =

द + र + बा + र =

ब + र + सा + त =


व + न + वा + स =

प्रश्न4. दिये गए जानवरों में रंग भरो।



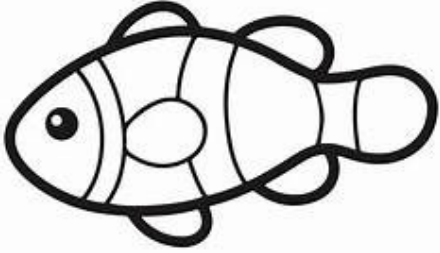
1.

शेर -पीला रंग




2.

तोता -हरा रंग



3.

मछली -नीला रंग



4.

हाथी -ग्रे रंग

प्रश्न5. “अ से ज्ञ तक वर्णमाला चार्ट”

- हर अक्षर के साथ चित्र जोड़ें
 - अ – अनार
 - क – कबूतर

प्रश्न6. “फल और सब्जियों के मॉडल बनाए(कोई पाँच)
(सामग्री: थर्माकोल / पेपर / क्ले)

प्रश्न7. रोज़ एक पेज पढ़ें ।

COMPUTER

My Creative Computer (Chart Project)

On a separate large sheet of paper (Chart Paper), create your own "Paper Computer"!

1. **Cut and Paste:** Use old magazines or newspapers to find letters. Paste them onto a cardboard rectangle to make your own **Keyboard**.
2. **The Screen:** Draw your favorite cartoon character inside a square box to make your **Monitor**.
3. **The Tail:** Use a piece of string or wool and attach it to a small soap box to make your **Mouse**.
4. **The Brain:** Use a tall biscuit box or cereal box to represent your **CPU**.

CRAFT :

1. Make a collage with glazed paper on two separate A3 size sheets.
Topic - My favorite fruit and vegetables

GENERAL KNOWLEDGE

You have to make ANY TWO MODELS OR CHARTS from the topics given below. Be creative and use bright colours, pictures, clay, or craft material to make your work attractive.

Instructions:

- Make the work neatly on a chart paper OR as a model.
- Write your name, class, and section clearly.
- Prepare the explanation for class presentation.
- Submit the homework after the summer vacation.

Our Sense Organs

Question: Make a face model showing five sense organs.

Explain: Tell the use of eyes, ears, nose, tongue, and skin.

Vegetables

Question: Create a vegetable basket model.

Explain: Name the vegetables and their colours

Animals

Question: Make a jungle animal model.

Explain: Tell the animal's name, food, and habitat.

Festivals of India

Question: Make a festival collage/model.

Explain: Tell how we celebrate the festival.

PAINTING

Materials Needed:

- A4 or A3 drawing sheet
- Glaze paper – different colors - Pencil, eraser - Glue/Fevicol

Q.2- This is a color-by-label worksheet. Each balloon has the color name written inside it.

Instructions for students:

Match the label*: Use a crayon that matches the word written inside each balloon.

